



Convenient access with fingerprint scanners

Access solutions from ekey

Outlet- and wall-mounted | Door stations and hollow spaces | Door leaf and door handle

2024



ekey xLine



ekey sLine



ekey dLine

Contents

4
The company

9
The ekey product world

12
The smart home connections

14
Sales and marketing support

16
The ekey xLine
The fingerprint scanner for flush-mounting and surface installation

18
Flush-mounting installation with ekey frame

18
Flush-mounting installation with common switch ranges

20
Surface installation

24
The ekey sLine
The fingerprint scanner for door stations

30
DoorBird door station with ekey sLine fingerprint scanner

32
The ekey dLine
The fingerprint scanner for door leaves and door handles

39
Fingerprint scanner sets

42
Door handles

46
Conversion solutions for the integra finger scanner in the door leaf

48
The APPMODULE
For smart home connectivity

50
The ekey keypad integra code pad

54
The code pad for flush-mounting and surface installation

58
The code pad for the door leaf

ekey xLine

ekey sLine

ekey dLine

APPMODULE

Keypad



About ekey

ekey started in 2002 and is now Europe's No. 1 for fingerprint scanner access solutions. Keys, cards and codes can be lost, forgotten or stolen: But your finger is always with you!

For more than 20 years, ekey has been developing access solutions for private households, companies and organizations. What began as a research project is now one of the leading manufacturers of biometric access control: The Austrian family business is now the European market leader in fingerprint scanner access solutions. At its six locations in Austria, Germany, Liechtenstein/Switzerland, Italy and Slovenia, ekey employs over 100 people. The headquarters and production facilities, including research and development, are located in Linz (Austria). The products are exported from there to more than 70 countries worldwide, meaning that the company's export share is just under 80%. Other important sales markets besides the European Union are the USA, India and China.




Leopold Gallner runs the company with his son Michael and his daughter Raphaela.

“**Our vision** is to make biometrics accessible to everyone. We focus on high quality standards and pay the utmost attention to functionality, reliability and security. The result is access solutions that make everyday life more secure and convenient. This is how we create practical benefits for everyday life.”

Advantages as an ekey partner

- More than 20 years of experience with fingerprint scanner access solutions
- From the idea to the finished product – everything from a single source
- Comprehensive technical support from the competent ekey team
- Professional sales support and comprehensive product training for your employees
- Sustainable management with products that can be given a second life if necessary via the ekey repair service



Further information



You can find more information about the company at www.ekey.net or by scanning the QR code.



The finger as a key

Simply open the door with your finger – without a key, smartphone, code or card. Whether for running, cycling, inline skating or when the dog wants to go outside: Enjoy the freedom of simply being able to set off.

Push notifications

No more uncertainty! If you wish, you can automatically receive a message on your smartphone as soon as the door is unlocked. This is practical in many everyday situations, but especially with children. Thanks to the push notification, you can be sure that your child has arrived home safely from school.



Remote opening

With an ekey fingerprint scanner, you can easily unlock the door with your smartphone while on the move. This means you can open the door for your handyman even if you are still on your way home. Spontaneously unlock the door for a friend to borrow the pressure washer – even if you are on vacation. Feel confident that you can let someone into the house if necessary.

Flexibly extendable system

Anyone building or renovating a house is faced with many decisions. Often not all wishes can be fulfilled immediately. However, this is not a problem for an ekey system, as functions and devices can be added at a later date. Users can be stored, temporarily deactivated or deleted.



Why use fingerprint scanners?

Continuous expertise from the idea to the finished product is what sets ekey apart. The result is fingerprint scanners that make everyday life more convenient. After all, while keys can be forgotten, misplaced, lost or stolen, your finger is always with you!

The latest generation of ekey fingerprint scanners use state-of-the-art technology with an area sensor. They thus meet the latest technological standards that are already familiar from everyday use, such as smartphones. At the same time, access with an ekey fingerprint scanner is more secure than the four-digit code of an ATM card and comparable to the security of a mobile banking app. The result is greater convenience, flexibility and security in everyday life:

- **Keyless access**
- **Convenient remote opening**
- **Automatic push notifications**
- **Amazon Alexa virtual assistant**
- **Extendable at any time**
- **Smart home connectivity**
- **And much more**

Enter a new era of biometric access control systems now and discover the latest ekey product lines on the following pages!



Your advantages with ekey

With ekey xLine, ekey sLine and ekey dLine, building access is getting a smart upgrade with new functions, intuitive touch operation and simple administration via the ekey bionyx app. The access control systems offer numerous advantages:

- **Building access becomes smart**
Additional functions and access to the smart home world
- **Modern sensor technology**
Patented algorithm and state-of-the-art touch sensor
- **FAR¹ (false acceptance rate) of 1 in 10 million**
Significantly more secure than usual in the industry
- **Functionality and design**
The new fingerprint scanners offer smart features and a modern look
- **Optimum installation**
Each product line is optimized for its area of application and offers impressive ease of installation
- **Central app administration**
All ekey products are administered via the ekey bionyx app
- **Easy activation**
Storing fingers is self-explanatory and is done centrally via the app
- **Future-proof system**
Extendable at any time with new features and devices
- **Practical remote diagnosis**
Invitation to the customer's system via the app to provide remote support without the need to travel

¹The false acceptance rate describes the probability of the door being opened by an unauthorized person. ekey relies on a FAR of 1 in 10 million. This means that in the 6 out of 45 lottery, even a main prize is more likely (1 in 8.15 million).


The ekey product world

ekey xLine, ekey sLine and ekey dLine mark the start of a new era, because intelligent building use begins with smart functions as soon as you get home. The ekey fingerprint scanners differ only in their design and are optimized for the respective area of application:



ekey xLine fingerprint scanner
for flush-mounting and
surface installation

Be it the house entrance or the garage, building access is given new functions and adapts to individual requirements.
(from page 16)



ekey sLine fingerprint scanner
for door stations

The ekey sLine fingerprint scanner makes door stations smart and also offers impressive installation flexibility and compatibility.
(from page 24)



ekey dLine fingerprint scanner
for door leaves and
door handles

The ekey dLine fingerprint scanner is installed at the factory, blends harmoniously into the door design and enhances the door with smart functions.
(from page 32)

The scope of the access control system does not have to be defined in advance, as ekey xLine, ekey sLine and ekey dLine can be combined in a single system at any time. Administration is also centralized with the ekey bionyx app.

ekey thus presents solutions that will appeal to processors and users alike.

ekey bionyx app



You can find all the information at www.ekey.net/en/discover-the-ekey-bionyx-app or simply by scanning the QR code.





The ekey bionyx system is future-proof

In addition to the actual device – the hardware – an access control system always includes the corresponding system – from computing and storage capacities to the actual software. The ekey bionyx system offers the greatest possible flexibility: All fingerprint scanners are compatible with each other and are administered in one system.

Scalable at any time

The ekey fingerprint scanners offer impressive scalability: ekey xLine for flush-mounting and surface installation, ekey sLine for door stations and ekey dLine for doors can be easily combined in the ekey bionyx system. There is also no need to decide in advance what scope the access control system should have, as it can be subsequently extended with additional users, functions and devices.

Cross-site use

Thanks to its flexibility, the system can also be used at different sites - for example at your main and secondary residence.

Store your fingers once and gain access everywhere

An ekey bionyx system can be extended to up to five fingerprint scanners as standard, and up to 20 on request. Once the users have been stored, they can use all fingerprint scanners in the system depending on the authorizations they have.

Numerous smart home connections

Go beyond just opening the door - with ekey xLine, ekey sLine and ekey dLine, the smart home starts as soon as you get home. On the one hand, the ekey bionyx system offers an impressive range of smart functions, while on the other, it can be connected to other smart home systems.

Scope of features of the operation modes

In future¹, users will be able to choose between Local and Plus mode when operating the ekey bionyx system. No account needs to be created for Local mode and a WLAN connection is not necessary. All basic functions, such as opening with a fingerprint scanner or smartphone and app administration, are available. If you want to use additional functions such as remote opening or smart home connections, or if several devices are in use, you can switch to Plus mode.

The scope of features

Ongoing updates ensure the latest state of the art and bring constant further developments and new features. The ekey fingerprint scanners in the ekey bionyx system offer the following scope of features¹:

Scope of features

- ✓ **Intuitive administration** with a smartphone
- ✓ **Opening with a fingerprint scanner**
- ✓ **Up to 20 users** (up to 4 fingers per user)
- ✓ **Firmware updates**
- ✓ **Remote administration** of authorizations
- ✓ **User and role administration**
- ✓ **Data backup** of the device configuration
- ✓ **Access log** (enable/disable and delete)
- ✓ **Finger synchronization** on additional devices
- ✓ **Up to 5 fingerprint scanners²** in one system
- ✓ **Remote support**
- ✓ **Easy device replacement**
- ✓ **Different functions** with different fingers (depending on the device)
- ✓ **Time slots** Q2/2024 (e. g. person X: access Wednesday, 9:00 AM to 1:00 PM)
- ✓ **Remote opening**
- ✓ **Push notifications** when the door opens
- ✓ **Amazon Alexa connection**
- ✓ **Smart home connectivity** HTTP(S) requests, APPMODULE, REST-API

Extensions (subject to a charge)

- + Extendable to up to 100 users

More information



You can find the current scope of features at www.ekey.net/en/the-scope-of-features or by scanning the QR code.

¹As of January 2024

²On request up to 20

Note



For further information on the ekey bionyx API and HTTP(S) requests, ekey has set up a developer forum at developer.ekey.net.

Enter your smart home with a fingerprint scanner

Fingerprint scanners from ekey can do more than just open the door. With them, the smart home starts as soon as you come home. They enable smart home systems to recognize who triggers an action.

This allows buildings to be controlled and organized in relation to specific people. And different actions can also be controlled using the various stored fingers. Depending on who activates the fingerprint scanner, the light, alarm system, heating or blinds can be controlled, for example. ekey offers three solutions for connecting fingerprint scanners to various smart home systems:

The ekey bionyx API

The ekey bionyx API is aimed at smart home providers and system integrators and enables the ekey fingerprint scanner systems to be connected to third-party systems.

HTTP(S) requests

The ekey access control system can be connected to almost any smart home system with an HTTP(S) request. HTTP(S) requests can be created in the ekey bionyx app and subsequently assigned to users or fingers.

APPMODULE with ekey bionyx connect

The APPMODULE makes it easy to connect the world of ekey with IoT and KNX. For example, you can start your favorite playlist when you enter the house or control the KNX lighting with the ekey fingerprint scanner.

You can find out more about the APPMODULE from Seite 48 in the ordering overview.



Finally, a relaxed start to the evening!

You come home and with just one finger the door opens, the shutters go up, the light goes on and the alarm system is deactivated. This saves trips and optimizes activities:

A rainy evening without a fingerprint scanner

With your groceries in both hands, you search for your key. Once you've found it, you unlock the door and turn on the light. Then you have to rush to the alarm system to deactivate it. Only then do you actually arrive home - only to realize that the hastily placed groceries have fallen over and the floor is covered with wet shoe prints.



A rainy evening with a fingerprint scanner

Your groceries in both hands, you come home. Simply place your finger on the fingerprint scanner and the door is unlocked, the light turns on and the alarm system is deactivated. You can put down your groceries, take off your wet shoes and enjoy your evening in your own four walls.





Sales and marketing support

Strengthening strengths is the key to success. ekey supports its partners with demo material, digital marketing packages and much more to present the products to customers in the best possible way. The focus is on the experience of keyless door opening and the associated convenience.

Demo material for showrooms & trade fairs

The demo products and demo sets are intended for use at trade fairs and in showrooms. The special demo mode firmware enables any finger to trigger the opening impulse without having to be stored beforehand. This makes it even easier for visitors to experience the benefits of keyless access! The devices are ready for immediate use and do not require an internet or WLAN connection, which is often problematic, especially at trade fairs.




Part no.	Description
291701	ekey dLine demo set
	Scope of delivery: 291015 ekey dLine demo fingerprint scanner 291201 ekey dLine demo control unit 201211 ekey dLine control unit mounting plate round-cut 20 mm 201214 ekey dLine control unit mounting plate square-cut 24 mm 201307 ekey dLine fingerprint scanner control unit cable 4.0 m 201331 ekey dLine control unit cable transfer cable 0.5 m Technical documents In addition, a dLine design element for the door handle or door leaf and a motorized lock cable (see page 36) are required.
291015	ekey dLine demo fingerprint scanner
	For the ekey dLine demo fingerprint scanner, a dLine demo control unit and corresponding accessories (see page 34) are also required.
291201	ekey dLine demo control unit
	For the ekey dLine demo control unit, a dLine demo fingerprint scanner and corresponding accessories (see page 36) are also required.
294701	ekey sLine demo set in white
294702	ekey sLine demo set in black
	Scope of delivery: ekey sLine demo fingerprint scanner ekey demo control unit DRM In addition, an sLine build-in module is required (see page 28).
293701	ekey xLine demo set for flush-mounting installation in white
293702	ekey xLine demo set for flush-mounting installation in black
	Scope of delivery: ekey xLine demo fingerprint scanner ekey demo control unit DRM In addition, an xLine frame is required (see page 21).



Demo boxes

Part no.	Description
291001	ekey dLine demo box
	With the ekey dLine demo box, the product line ekey dLine for the door handle and door leaf can be presented quickly and easily in a professional manner. The demo box contains a functional, ready-to-plug-in system consisting of ekey dLine fingerprint scanner and ekey dLine control unit. It also includes many accessories, such as ekey dLine design elements, ekey dLine control unit mounting plates and built-in fitting samples in the pull bar or door leaf.
293004	ekey xLine demo box
	With the ekey xLine demo box, the product lines ekey xLine for flush-mounting and surface installation as well as ekey sLine for integration in door stations and hollow spaces (e.g. mailboxes) can be presented quickly and easily in a professional manner. The demo box contains a functional, ready-to-plug-in system consisting of ekey xLine fingerprint scanner, ekey control unit DRM and wall power supply. It also includes an ekey sLine fingerprint scanner dummy and various samples and accessories.

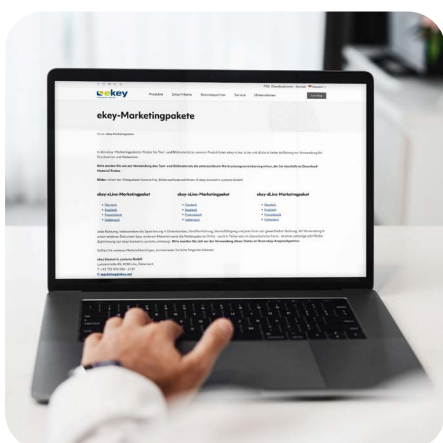


APMODULE

Note



You can order additional promotional material, from roll-ups and rental material to fingerprint scanner dummies, at www.ekey.net/en/promotional-material-for-business-customers or by scanning the QR code.



ekey marketing packages

80% of purchasing decisions are made online, all other customers browse through catalogs and visit showrooms. That's why your online presence is more important than ever. The digital marketing packages from ekey include everything you need to design your homepage, newsletters, catalogs, folders and more. The image and text material helps you to sell emotions, not just a technical product.

Note



You can find all current marketing packages at www.ekey.net/en/ekey-marketing-packages or by scanning the QR code.

The ekey xLine

The fingerprint scanner for flush-mounting and surface installation

The ekey xLine consists of the following components:

1 ekey xLine fingerprint scanner (+ frame)

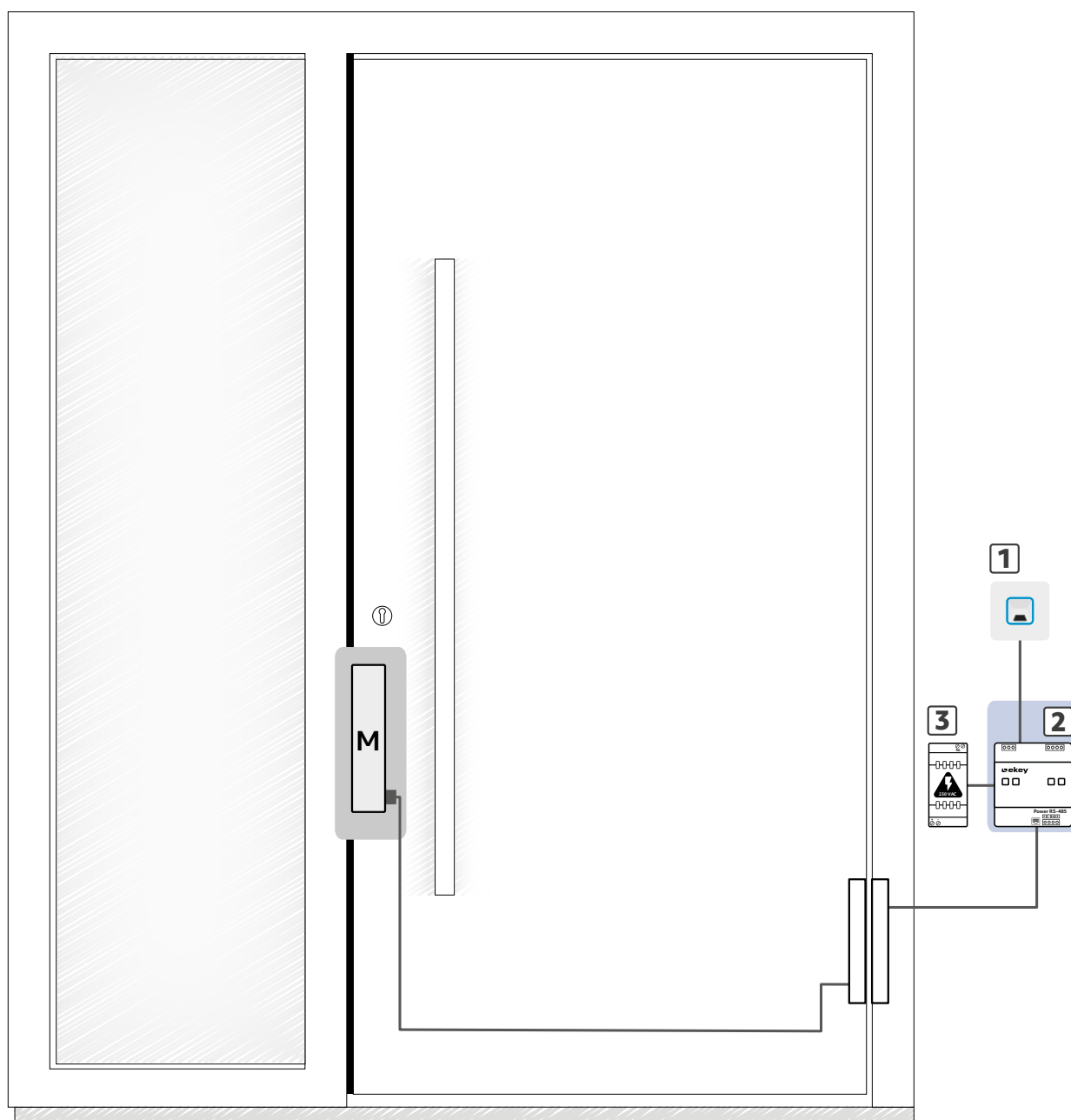
The recommended installation height of the ekey xLine fingerprint scanner is between 100 and 110 cm. This also ensures accessibility.

2 ekey control unit DRM

3 ekey power supply

Optional component: Only required if no other power supply is used.

You will find all the system components in the ordering overview on the following pages.



Ordering overview

The fingerprint scanner for flush-mounting and surface installation

1 ekey xLine fingerprint scanner

The ekey xLine fingerprint scanner gives smart functions to house doors, side entrance doors or garages, so that the intelligent use of a building begins in the entrance area.

Technical data:

Supply voltage: 12-24 VDC
 Communication: WLAN, BLE, RS-485
 Mounting: in flush mount back box (68 mm, e. g. Kaiser flush-mounting junction box Part no. 1555-04, btricino flush mount back box 504E or similar) or ekey xLine wall-mounted housing
 Recommended mounting height: 100 cm to 110 cm
 IP code: IP54
 Status indicator: 4-segment light ring
 Sensor: area sensor
 Temperature resistance: -25 °C to +70 °C



2 ekey control unit DRM

With its two relays, the ekey control unit DRM controls a motorized lock, for example, to open house and side entrance doors or the garage. The control unit also has two inputs for external opening by third-party systems such as door stations and smart home systems.

Technical data:

Supply voltage: 12-24 VDC
 Communication: WLAN, LAN, BLE, RS-485
 Mounting: DIN rail, 4HP
 Dry contact relays: 2
 Digital inputs: 2



1+2 ekey xLine fingerprint scanner sets

Flush-mounting installation with ekey frame



203701



203702



203703



203704

Part no.	Description
203701	ekey xLine fingerprint scanner set for flush-mounting installation, plastic frame in white
203702	ekey xLine fingerprint scanner set for flush-mounting installation, plastic frame in black
203703	ekey xLine fingerprint scanner set for flush-mounting installation, glass frame in white
203704	ekey xLine fingerprint scanner set for flush-mounting installation, glass frame in black
Scope of delivery: ekey xLine fingerprint scanner ekey xLine frame ekey control unit DRM	

Flush-mounting installation with common switch ranges



203751



203752

Part no.	Description
203751	ekey xLine fingerprint scanner set flush-mounting installation, in white, without frame
203752	ekey xLine fingerprint scanner set flush-mounting installation, in black, without frame
Scope of delivery: ekey xLine fingerprint scanner ekey control unit DRM	

Switch range for Gira TX_44

Part no.	Description
203131	Gira xLine frame TX_44 for xLine fingerprint scanner, single, made of plastic, in aluminum gray
203132	Gira xLine frame TX_44 for xLine fingerprint scanner, single, made of plastic, in anthracite
203133	Gira xLine frame TX_44 for xLine fingerprint scanner, single, made of plastic, in pure white
	<p>With the Gira TX_44 frame for the ekey xLine, the fingerprint scanner can be integrated into the switch range. The precisely matched individual parts enable easy mounting. This way, the access solution blends in perfectly with the switch range and its surroundings.</p> <p>Technical data: Material: plastic Mounting type: with screws UV-resistant: yes</p>



203131



203132



203133

Frame adapters for Jung LS 990

Part no.	Description
203331	ekey xLine frame adapter for Jung LS 990 in white
203332	ekey xLine frame adapter for Jung LS 990 in black
	<p>With the ekey xLine frame adapter for Jung LS 990, the fingerprint scanner can be easily integrated into the switch range. This way, the access solution blends in perfectly with the switch range and its surroundings.</p> <p>Technical data: Material: plastic Mounting: on xLine fingerprint scanner Mounting type: locking mechanism</p>




203331



203332

Frame adapter for 55 x 55 mm switch ranges



203309

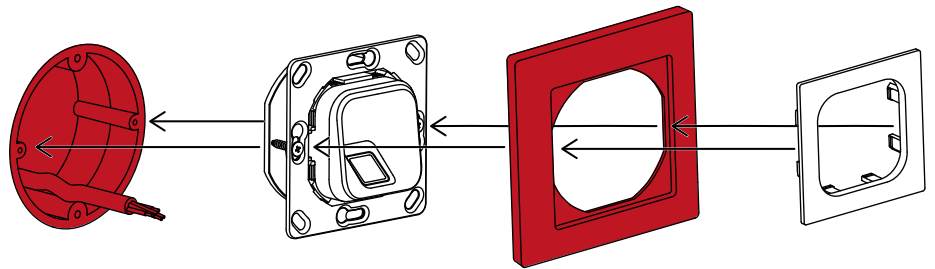


203310

Part no.	Description
203309	ekey xLine frame adapter for 55 x 55 mm switch ranges in white
203310	ekey xLine frame adapter for 55 x 55 mm switch ranges in black
<p>With the ekey xLine frame adapter, the xLine fingerprint scanner can be easily integrated into standard 55 x 55 mm switch ranges. This way, the access solution blends in perfectly with the selected switch range, such as Busch-Jaeger future® linear, Busch-Jaeger Busch-Balance SI, Gira E2, Gira System 55, Jung AS 500 and many more.</p> <p>Technical data: Material: plastic Mounting: on xLine fingerprint scanner Mounting type: locking mechanism</p>	

Note

The switch frame and flush mount back box, colored red in the illustration, must be purchased from the switch manufacturer.



203705



203706

Surface installation

Part no.	Description
203705	ekey xLine fingerprint scanner set for wall mounting, made of plastic, in white
203706	ekey xLine fingerprint scanner set for wall mounting, made of plastic, in black
<p>Scope of delivery: ekey xLine fingerprint scanner ekey xLine frame ekey xLine wall-mounted housing (dimensions H x W x D: 84 x 84 x 39 mm) ekey control unit DRM</p>	

Optional components

Accessories

Part no.	Description
203210	ekey control unit extension module DRM 2 relays/inputs
203211	ekey control unit extension module DRM 8 relays/inputs
<p>With the ekey control unit extension module DRM, the relays and inputs of the control unit DRM can be extended. The module is simply plugged into the control unit, so no additional wiring is necessary. A control unit can be combined with a maximum of two extension modules.</p> <p>Technical data: Supply voltage: connector to ekey control unit DRM Communication: connector to ekey control unit DRM Mounting: DIN rail, 2/4HP Dry contact relays: 2/8 Digital inputs: 2/8</p>	



Note

The ekey control unit extension module DRM can only be connected and operated with the ekey control unit DRM.

Spare parts

Part no.	Description
203101	ekey xLine frame for xLine fingerprint scanner, single, made of plastic, in white
203103	ekey xLine frame for xLine fingerprint scanner, single, made of plastic, in black
203105	ekey xLine frame for xLine fingerprint scanner, single, made of glass, in white
203106	ekey xLine frame for xLine fingerprint scanner, single, made of glass, in black
<p>The ekey xLine frame is used to cover the xLine fingerprint scanner. Thanks to the locking mechanism, mounting and dismounting can be performed without tools. Thanks to the thin frame and modern design, the xLine fingerprint scanner blends in perfectly with its surroundings. The light from the light ring creates a particularly beautiful effect in the glass frame.</p> <p>Technical data: Material: plastic/glass Mounting: locking mechanism UV-resistant: yes</p>	
203304	Wall-mounted housing for ekey xLine fingerprint scanner in white
203305	Wall-mounted housing for ekey xLine fingerprint scanner in black
<p>With the wall-mounted housing, the ekey xLine fingerprint scanner can be mounted on the wall.</p> <p>Technical data: Material: plastic Mounting: wall-mounted Mounting type: with screws and screw anchors IP code: IP54 Dimensions H x W x D: 84 x 84 x 39 mm</p>	



203101



203103



203105



203106



3 Power supplies & UPS

Power supplies



Note

Select the power supply based on the properties of the motorized lock.

Part no.	Description
100205	ekey power supply DRM 230 VAC/12 VDC/2 A
100891	ekey power supply DRM 230 VAC/24 VDC/2 A
100204	ekey power supply outlet-mounted 230 VAC/12 VDC/2 A
101742	ekey power supply outlet-mounted 230 VAC/24 VDC/1.1 A

Uninterruptible power supply (UPS)



Part no.	Description
101559	UPS rail-mounted 230 VAC/12 VDC/5 A + rechargeable battery 4 Ah; 6HP + 9HP
	2 parts: UPS (switched-mode power supply) and rechargeable battery Output voltage/current: 12 VDC/ 5 A
101593	UPS rail-mounted 230 VAC/24 VDC/3 A + rechargeable battery 4 Ah; 6HP + 9HP + 9HP
	3 parts: UPS (switched-mode power supply) and 2x rechargeable battery Output voltage/current: 24 VDC/ 3 A
	The uninterruptible power supply secures the power supply of the ekey devices in the event of a power failure. The UPS replaces the power supply. Suitable for use in conjunction with a motorized lock.
	Technical data: Dimensions H x W x D: UPS: 94 x 108 x 95 mm (6HP) Rechargeable battery: 93 x 157 x 66.5 mm (9HP) Supply voltage: 100–240 VAC Temperature resistance from -10 °C to +40 °C

Documents

You can download all technical documents for installing the ekey xLine by scanning the QR codes or by clicking on the links.



Wiring diagrams

www.ekey.net/en/download-center/?anwendung=ekey-xline-en



Mounting instructions

www.ekey.net/en/download-center/?anwendung=ekey-xline-en



FAQs about the ekey bionyx system

www.ekey.net/en/faq-about-the-ekey-bionyx-system



Data sheets

www.ekey.net/en/data-sheets



Note on activation

www.ekey.net/Information_sheet_Note_on_activation.pdf



Videos

www.youtube.com/@ekeybiometricsystems



ekey bionyx app

www.ekey.net/en/discover-the-ekey-bionyx-app



The ekey sLine

The fingerprint scanner for door stations

The ekey sLine consists of the following components:

1 ekey sLine fingerprint scanner

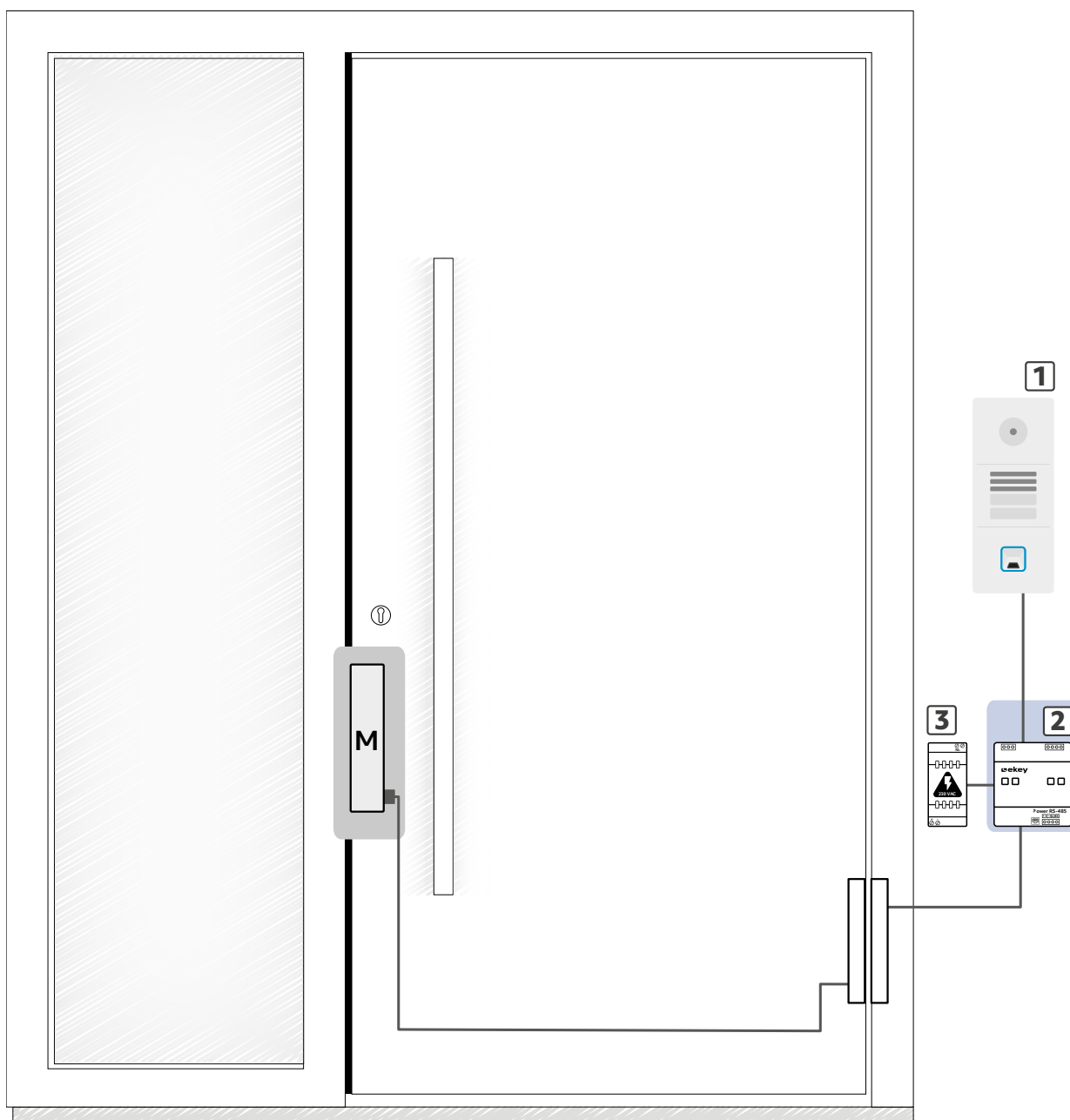
The mounting height is flexible and can range from 110 to 155 cm, 130 cm being the recommended height. This also ensures accessibility.

2 ekey control unit DRM

3 ekey power supply

Optional component: Only required if no other power supply is used.

You will find all the system components in the ordering overview on the following pages.





Ordering overview

The fingerprint scanner for door stations

1 ekey sLine fingerprint scanner

Thanks to its shallow installation depth, the ekey sLine fingerprint scanner can be installed in door stations and hollow spaces (e.g. mailboxes).

Technical data:

Supply voltage: 12-24 VDC
 Communication: WLAN, BLE, RS-485
 Recommended mounting height: 110 cm to 155 cm
 Fixing: backside by means of gluing or screwing
 IP code: IP54
 Status indicator: 4-segment light ring
 Sensor: area sensor
 Temperature resistance: -25 °C to +70 °C



2 ekey control unit DRM

With its two relays, the ekey control unit DRM controls a motorized lock, for example, to open house and side entrance doors or the garage. The control unit also has two inputs for external opening by third-party systems such as door stations and smart home systems.

Technical data:

Supply voltage: 12-24 VDC
 Communication: WLAN, LAN, BLE, RS-485
 Mounting: DIN rail, 4HP
 Dry contact relays: 2
 Digital inputs: 2



1+2 ekey sLine fingerprint scanner sets

Door stations and hollow spaces



204751



204752

Part no.	Description
204751	ekey sLine fingerprint scanner set in white
204752	ekey sLine fingerprint scanner set in black
Scope of delivery: ekey sLine fingerprint scanner ekey control unit DRM	

The following sets include the door station module with integrated ekey sLine fingerprint scanner and the control unit DRM with two relays:

2N



Part no.	Description
204708	ekey sLine fingerprint scanner set in black for 2N IP Verso

bticino



204709



204711

Part no.	Description
204709	ekey sLine fingerprint scanner set in black for bticino Sfera AME
204711	ekey sLine fingerprint scanner set in black for bticino Sfera AST

Busch-Jaeger



Part no.	Description
204715	ekey sLine fingerprint scanner set in black for Busch-Jaeger Busch-Welcome®

Gira

Part no.	Description
204701	ekey sLine fingerprint scanner set in black for Gira 106 V4A
204702	ekey sLine fingerprint scanner set in black for Gira 106 V2A
204703	ekey sLine fingerprint scanner set in black for Gira 106 aluminum
204710	ekey sLine fingerprint scanner set in white for Gira 106 traffic white
204716	ekey sLine fingerprint scanner set in black for Gira 106 traffic white
204713	ekey sLine fingerprint scanner set in black for Gira 106 bronze



204701



204702

204703

204710

204716



204713

Siedle

Part no.	Description
204704	ekey sLine fingerprint scanner set in white for Siedle Vario white
204705	ekey sLine fingerprint scanner set in black for Siedle Vario anthracite gray
204706	ekey sLine fingerprint scanner set in black for Siedle Vario micaceous dark gray
204707	ekey sLine fingerprint scanner set in black for Siedle Vario silver metallic



204704



204705

204706

204707

Urmet

Part no.	Description
204712	ekey sLine fingerprint scanner set in black for Urmet Alpha black



Optional components

Accessories

Part no.	Description
203210	ekey control unit extension module DRM 2 relays/inputs
203211	ekey control unit extension module DRM 8 relays/inputs
	With the ekey control unit extension module DRM, the relays and inputs of the control unit DRM can be extended. The module is simply plugged into the control unit, so no additional wiring is necessary. A control unit can be combined with a maximum of two extension modules.
	Technical data: Supply voltage: connector to ekey control unit DRM Communication: connector to ekey control unit DRM Mounting: DIN rail, 2/4HP Dry contact relays: 2/8 Digital inputs: 2/8



Note

The ekey control unit extension module DRM can only be connected and operated with the ekey control unit DRM.

Spare parts

The ekey sLine build-in module enables the integration of the sLine fingerprint scanner into the corresponding door station.

2N

Part no.	Description
204108	ekey sLine build-in module for 2N IP Verso



204101



204111



bticino

Part no.	Description
204109	ekey sLine build-in module for bticino Sfera AME
204111	ekey sLine build-in module for bticino Sfera AST

Busch-Jaeger

Part no.	Description
204115	ekey sLine build-in module for Busch-Jaeger Busch-Welcome®



204101



204102



204103



204110




204113

Gira

Part no.	Description
204101	ekey sLine build-in module for Gira 106 V4A
204102	ekey sLine build-in module for Gira 106 V2A
204103	ekey sLine build-in module for Gira 106 aluminum
204110	ekey sLine build-in module for Gira 106 traffic white
204113	ekey sLine build-in module for Gira 106 bronze

Siedle

Part no.	Description
204104	ekey sLine build-in module for Siedle Vario white
204105	ekey sLine build-in module for Siedle Vario anthracite gray
204106	ekey sLine build-in module for Siedle Vario micaceous dark gray
204107	ekey sLine build-in module for Siedle Vario silver metallic



204104



204105

204106

204107

Urmet


Part no.	Description
204112	ekey sLine build-in module for Urmet Alpha black



3 Power supplies & UPS

Power supplies

Part no.	Description
100205	ekey power supply DRM 230 VAC/12 VDC/2 A
100891	ekey power supply DRM 230 VAC/24 VDC/2 A
100204	ekey power supply outlet-mounted 230 VAC/12 VDC/2 A
101742	ekey power supply outlet-mounted 230 VAC/24 VDC/1.1 A



Note

Select the power supply based on the properties of the motorized lock.

Uninterruptible power supply (UPS)

Part no.	Description
101559	UPS rail-mounted 230 VAC/12 VDC/5 A + rechargeable battery 4 Ah; 6HP + 9HP 2 parts: UPS (switched-mode power supply) and rechargeable battery Output voltage/current: 12 VDC/ 5 A
101593	UPS rail-mounted 230 VAC/24 VDC/3 A + rechargeable battery 4 Ah; 6HP + 9HP + 9HP 3 parts: UPS (switched-mode power supply) and 2x rechargeable battery Output voltage/current: 24 VDC/ 3 A The uninterruptible power supply secures the power supply of the ekey devices in the event of a power failure. The UPS replaces the power supply. Suitable for use in conjunction with a motorized lock. Technical data: Dimensions H x W x D: UPS: 94 x 108 x 95 mm (6HP) Rechargeable battery: 93 x 157 x 66.5 mm (9HP) Supply voltage: 100–240 VAC Temperature resistance from -10 °C to +40 °C





DoorBird door station with ekey sLine fingerprint scanner

The DoorBird door station D2101V with integrated ekey sLine fingerprint scanner is a modern door station combined with a convenient and secure biometric access control system. The smart complete solution combines elegant and timeless design, innovative IP technology and keyless access to buildings.



Note

The power supply is not included in the scope of delivery.

Part no.	Description
204501	DoorBird door station D2101V with ekey sLine fingerprint scanner set in black
	<p>Scope of delivery: ekey sLine fingerprint scanner set (Part no. 204752) DoorBird door station D2101V Flush-mounting housing for the door station</p> <p>Technical data: DoorBird door station Supply voltage: 15 VCD or PoE Communication: LAN Recommended mounting height: 145 cm IP code: IP65 Temperature resistance: -25 °C to +55 °C Dry contact relays: 2 Digital inputs: 1</p> <p>ekey sLine fingerprint scanner (without door station) Supply voltage: 12–24 VDC Communication: WLAN, BLE, RS-485 IP code: IP54 Status display: 4-segment light ring Sensor: area sensor Temperature resistance: -25 °C to +70 °C</p> <p>ekey control unit DRM Supply voltage: 12–24 VDC Communication: WLAN, LAN, BLE, RS-485 Mounting: DIN rail, 4HP Dry contact relays: 2 Digital inputs: 2</p>

Documents

You can download all technical documents for installing the ekey sLine by scanning the QR codes or by clicking on the links.



Wiring diagrams

www.ekey.net/en/download-center/?anwendung=ekey-sline-en



Mounting instructions

www.ekey.net/en/download-center/?anwendung=ekey-sline-en



FAQs about the ekey bionyx system

www.ekey.net/en/faq-about-the-ekey-bionyx-system



Data sheets

www.ekey.net/en/data-sheets



Note on activation

www.ekey.net/Information_sheet_Note_on_activation.pdf



Videos

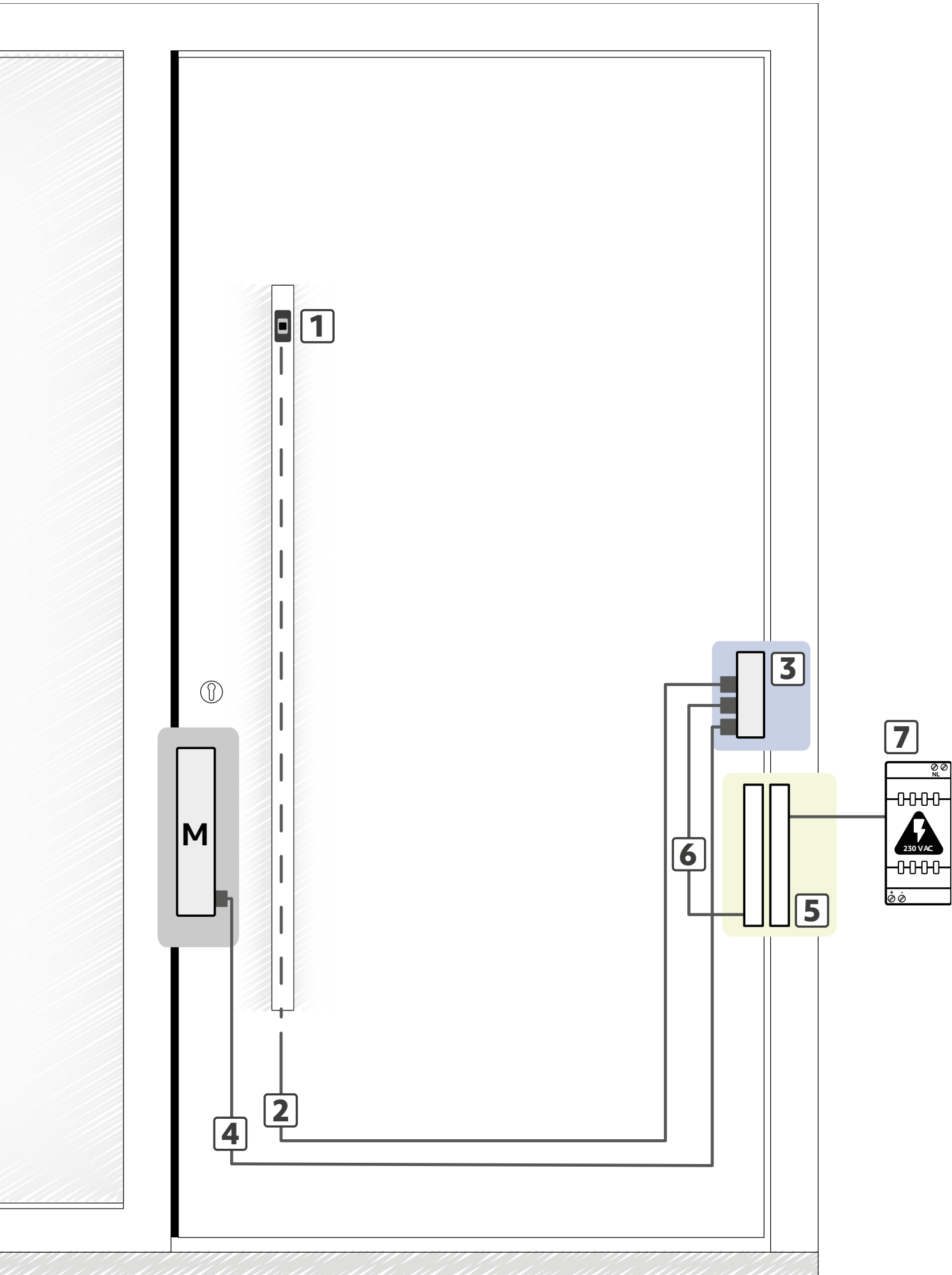
www.youtube.com/@ekeybiometricsystems



ekey bionyx app

www.ekey.net/en/discover-the-ekey-bionyx-app





The ekey dLine

The fingerprint scanner for door leaves and door handles

The ekey dLine consists of the following components:

1 ekey dLine fingerprint scanner + design element

Please note the mounting height of 155 cm. This ensures correct positioning of the finger and optimum recognition.

2 ekey dLine fingerprint scanner-control unit cable

3 ekey dLine control unit + mounting plate

4 ekey dLine control unit-motorized lock cable

Optional component: Only required if no cable is supplied with the motorized lock.

5 ekey dLine cable transfer

Optional component, perfectly matched to the system: Only required if no other cable transfer is used.

6 ekey dLine control unit-cable transfer cable

Optional component: Only required if no ekey dLine cable transfer is used.

7 ekey power supply

Optional component: Only required if no other power supply is used.

You will find all the system components in the ordering overview on the following pages.

Ordering overview

The fingerprint scanner for door leaves and door handles

1 ekey dLine fingerprint scanner



Part no.	Description
201001	ekey dLine fingerprint scanner
	The ekey dLine fingerprint scanner is a biometric access solution that grants keyless access to buildings using intuitive touch operation. The door also has smart functions, so that the intelligent use of a building begins at the front door. The system is administered using the ekey bionyx app.
	Technical data: Dimensions H x W x D: 47 x 22.5 x 17 mm Supply voltage: 12–24 VDC Power consumption: approx. 0.6 W Temperature resistance from -25 °C to +70 °C IP code: IP56 (with design element) Recommended mounting height: 155 cm

Accessories




Part no.	Description
201101	ekey dLine design element door handle stainless-steel gray
201102	ekey dLine design element door handle black
	Technical data: Dimensions H x W x D: 52.1 x 25 x 0.5 mm Material: stainless steel V4A/aluminum anodized The design element is glued on.
201111	ekey dLine design element door leaf stainless-steel gray
201112	ekey dLine design element door leaf black
	Technical data: Dimensions H x W x D: 61.5 x 34.5 x 3 mm Material: stainless steel V4A/aluminum, anodized incl. ekey dLine fingerprint scanner adapter for door leaf The design element is glued on.

Note

For purchase quantities of 100 units or more, there is the possibility of individual branding.

2 ekey dLine fingerprint scanner-control unit cable

Part no.	Description
201301	ekey dLine fingerprint scanner-control unit cable 0.6 m
201302	ekey dLine fingerprint scanner-control unit cable 1.2 m
201303	ekey dLine fingerprint scanner-control unit cable 2.0 m
201304	ekey dLine fingerprint scanner-control unit cable 2.5 m
201305	ekey dLine fingerprint scanner-control unit cable 3.0 m
201306	ekey dLine fingerprint scanner-control unit cable 3.5 m
201307	ekey dLine fingerprint scanner-control unit cable 4.0 m
201308	ekey dLine fingerprint scanner-control unit cable 10.0 m
The plug-in data and power supply cable connects the ekey dLine fingerprint scanner with the ekey dLine control unit.	



To make it easier to install the door handle, there is a separable version of the ekey dLine fingerprint scanner-control unit cable, consisting of **components 2a and 2b**. The cable connects the ekey dLine fingerprint scanner to the control unit and can be separated via the M5 plug.

2a Separable cables for the fingerprint scanner

Part no.	Description
201321	ekey dLine fingerprint scanner-control unit cable, FS side 0.6 m
201322	ekey dLine fingerprint scanner-control unit cable, FS side 1.2 m
201320	ekey dLine fingerprint scanner-control unit cable, FS side 2.0 m


2b Separable cables for the control unit

Part no.	Description
201323	ekey dLine fingerprint scanner-control unit cable, CU side 2.0 m
201324	ekey dLine fingerprint scanner-control unit cable, CU side 2.5 m
201325	ekey dLine fingerprint scanner-control unit cable, CU side 3.0 m
201326	ekey dLine fingerprint scanner-control unit cable, CU side 3.5 m

3 ekey dLine control unit

Part no.	Description
201201	ekey dLine control unit
<p>With its relay, the ekey dLine control unit controls a motorized lock to open front, basement, or side entrance doors. In addition, it has an input for external opening, e.g. via door stations.</p> <p>Technical data: Dimensions H x W x D: 117 x 16 x 33 mm Supply voltage: 12–24 VDC Power consumption: approx. 0.6 W Temperature resistance from -25 °C to +70 °C IP code: IP30 Number of relays: 1 (dry contact/wet contact) Digital input: 1 (dry contact)</p>	






Accessories

Part no.	Description
201215	ekey dLine control unit mounting plate round-cut 16 mm
201211	ekey dLine control unit mounting plate round-cut 20 mm
201212	ekey dLine control unit mounting plate round-cut 24 mm
201216	ekey dLine control unit mounting plate square-cut 16 mm
201213	ekey dLine control unit mounting plate square-cut 20 mm
201214	ekey dLine control unit mounting plate square-cut 24 mm
	The mounting plate is used to fasten the control unit in the door leaf.
	Technical data: Length: 180 mm Depth: 2.7 mm Color: black Material: ABS plastic

Optional components



4 ekey dLine control unit-motorized lock cables

Part no.	Description
201341	ekey dLine control unit-motorized lock cable 0.3 m
201342	ekey dLine control unit-motorized lock cable 3.5 m
	This cable connects the ekey dLine control unit with the motorized lock.

Lock-specific cables

Part no.	Description
201354	ekey dLine control unit-motorized lock cable Glutz 3.5 m
201362	ekey dLine control unit-motorized lock cable GU-SECURY Automatic 3.5 m
201358	ekey dLine control unit-motorized lock cable ISEO x1R Smart 3.5 m
201352	ekey dLine control unit-motorized lock cable MACO 3.5 m
201356	ekey dLine control unit-motorized lock cable MSL 3.5 m
201360	ekey dLine control unit-motorized lock cable Winkhaus blueMatic EAV 3.5 m
201359	ekey dLine control unit-motorized lock cable Winkhaus blueMotion 0.5 m

Note

The cables 201341 and 201342 can be used for the motorized locks from KFV (Genius A and Genius B), Roto Eneo, as well as for FUHR (multitronic and autotronic).

5 ekey dLine cable transfer

Part no.	Description
201401	ekey dLine cable transfer
	The control unit is supplied with power and data via the cable transfer.
	Technical data: Dimensions H x W x D: 511 x 24 x 17.5 mm Material/surface: steel/chrome Housing: on the door leaf side - Max. opening angle: 180° Type of cable: LiYY, 0.34 mm ² - Number of cores: 8 Cable length: 2.5 m on the frame side with an open end 0.6 m on the door leaf side with a plug for connecting to the control unit



Note

The ekey dLine cable transfer is ready to plug in and therefore easy to install.

ekey dLine


Accessories

Part no.	Description
201411	ekey dLine cable transfer built-in fitting set, timber
201412	ekey dLine cable transfer replacement cable 10 m
	The standard ekey dLine cable transfer has a 2.5 m long data and power connection cable on the frame side. If this is too short, it can be exchanged for the 10-meter replacement cable.
201413	ekey dLine control unit cable transfer cable extension 1.0 m
	Extension cable from the ekey dLine cable transfer to the ekey dLine control unit.



6 ekey dLine control unit-cable transfer cables

Part no.	Description
201331	ekey dLine control unit-cable transfer cable 0.5 m
201334	ekey dLine control unit-cable transfer cable 1.2 m
201332	ekey dLine control unit-cable transfer cable 3.0 m
201333	ekey dLine control unit-cable transfer cable 8.0 m
201337	ekey dLine control unit-cable transfer cable GU connect 50 0.6 m
201338	ekey dLine control unit-cable transfer cable GU connect 200 0.6 m
	The plug-in data and power supply cable connects the control unit with the cable transfer from various providers.



7 Power supplies & UPS

Power supplies



Note

Select the power supply based on the properties of the motorized lock.

Part no.	Description
100205	ekey power supply DRM 230 VAC/12 VDC/2 A
100891	ekey power supply DRM 230 VAC/24 VDC/2 A
100204	ekey power supply outlet-mounted 230 VAC/12 VDC/2 A
101742	ekey power supply outlet-mounted 230 VAC/24 VDC/1.1 A

Uninterruptible power supply (UPS)



Part no.	Description
101559	UPS rail-mounted 230 VAC/12 VDC/5 A + rechargeable battery 4 Ah; 6HP + 9HP
	2 parts: UPS (switched-mode power supply) and rechargeable battery Output voltage/current: 12 VDC/ 5 A
101593	UPS rail-mounted 230 VAC/24 VDC/3 A + rechargeable battery 4 Ah; 6HP + 9HP + 9HP
	3 parts: UPS (switched-mode power supply) and 2x rechargeable battery Output voltage/current: 24 VDC/ 3 A
	The uninterruptible power supply secures the power supply of the ekey devices in the event of a power failure. The UPS replaces the power supply. Suitable for use in conjunction with a motorized lock.
	Technical data: Dimensions H x W x D: UPS: 94 x 108 x 95 mm (6HP) Rechargeable battery: 93 x 157 x 66.5 mm (9HP) Supply voltage: 100–240 VAC Temperature resistance from -10 °C to +40 °C



Fingerprint scanner sets

Sets for installation in the door leaf (depending on the material)

The sets consist of the following basic components:

- 201001 ekey dLine fingerprint scanner
- 201111 ekey dLine design element door leaf stainless-steel gray incl. ekey dLine fingerprint scanner adapter for door leaves with screws
- 201201 ekey dLine control unit
- 201306 ekey dLine fingerprint scanner-control unit cable 3.5 m

Part no.	Description
201701	ekey dLine set for aluminum/metal/plastic doors Scope of delivery: Basic components 201214 ekey dLine control unit mounting plate square-cut 24 mm
201702	ekey dLine set for timber doors Scope of delivery: Basic components 201211 ekey dLine control unit mounting plate round-cut 20 mm

Note

In any case, for activation you also need an ekey dLine cable transfer (201401) or, if this is not used, an ekey dLine control unit-cable transfer cable (201331-201334).



ekey dLine



Sets by lock manufacturer (regardless of the material)

Installation in the door leaf

The sets consist of the following basic components:

- 201001 ekey dLine fingerprint scanner
- 201111 ekey dLine design element door leaf stainless-steel gray incl. ekey fingerprint scanner adapter for door leaves with screws
- 201201 ekey dLine control unit
- 201211 ekey dLine control unit mounting plate round-cut 20 mm
- 201214 ekey dLine control unit mounting plate square-cut 24 mm
- 201306 ekey dLine fingerprint scanner-control unit cable 3.5 m

Part no.	Description
201724	ekey dLine door leaf set FUHR autotronic/multitronic Scope of delivery: Basic components 201342 ekey dLine control unit-motorized lock cable 3.5 m
201716	ekey dLine door leaf set GU-SECURY Automatic Scope of delivery: Basic components
201718	ekey dLine door leaf set KFV Genius A Scope of delivery: Basic components 201342 ekey dLine control unit-motorized lock cable 3.5 m
201720	ekey dLine door leaf set KFV Genius B Scope of delivery: Basic components 201342 ekey dLine control unit-motorized lock cable 3.5 m
201726	ekey dLine door leaf set MACO A-TS Scope of delivery: Basic components 201352 ekey dLine control unit-motorized lock cable MACO 3.5 m
201722	ekey dLine door leaf set Roto Eneo C Scope of delivery: Basic components 201342 ekey dLine control unit-motorized lock cable 3.5 m
201712	ekey dLine door leaf set Winkhaus blueMatic EAV Scope of delivery: Basic components 201360 ekey dLine control unit-motorized lock cable Winkhaus blueMatic EAV 3.5 m
201714	ekey dLine door leaf set Winkhaus blueMotion Scope of delivery: Basic components 201359 ekey dLine control unit-motorized lock cable Winkhaus blueMotion 0.5 m

Note

In any case, for activation you also need an ekey dLine cable transfer (201401) or, if this is not used, an ekey dLine control unit cable transfer cable (201331-201334).




Installation in the door handle

The sets consist of the following basic components:

- 201001 ekey dLine fingerprint scanner
- 201101 ekey dLine design element door handle stainless-steel gray
- 201201 ekey dLine control unit
- 201211 ekey dLine control unit mounting plate round-cut 20 mm
- 201214 ekey dLine control unit mounting plate square-cut 24 mm
- 201321 ekey dLine fingerprint scanner-control unit cable fingerprint scanner side 0.6 m
- 201326 ekey dLine fingerprint scanner-control unit cable control unit side 3.5 m

Part no.	Description
201723	ekey dLine door handle set FUHR autotronic/multitronic Scope of delivery: Basic components 201342 ekey dLine control unit-motorized lock cable 3.5 m
201715	ekey dLine door handle set GU-SECURY Automatic Scope of delivery: Basic components
201717	ekey dLine door handle set KFV Genius A Scope of delivery: Basic components 201342 ekey dLine control unit-motorized lock cable 3.5 m
201719	ekey dLine door handle set KFV Genius B Scope of delivery: Basic components 201342 ekey dLine control unit-motorized lock cable 3.5 m
201725	ekey dLine door handle set MACO A-TS Scope of delivery: Basic components 201352 ekey dLine control unit-motorized lock cable MACO 3.5 m
201721	ekey dLine door handle set Roto Eneo C Scope of delivery: Basic components 201342 ekey dLine control unit-motorized lock cable 3.5 m
201711	ekey dLine door handle set Winkhaus blueMatic EAV Scope of delivery: Basic components 201360 ekey dLine control unit-motorized lock cable Winkhaus blueMatic EAV 3.5 m
201713	ekey dLine door handle set Winkhaus blueMotion Scope of delivery: Basic components 201359 ekey dLine control unit-motorized lock cable Winkhaus blueMotion 0.5 m



ekey dLine

Note

In any case, for activation you also need an ekey dLine cable transfer (201401) or, if this is not used, an ekey dLine control unit cable transfer cable (201331-201334).



Door handles

1+2 ekey dLine door handles



Part no.	Description
201501	ekey dLine door handle 4-sided, straight 40 x 20 x 1200 mm
201504	ekey dLine door handle 4-sided, straight 40 x 20 x 1800 mm
<p>The ekey dLine door handle made of stainless steel has the ekey dLine fingerprint scanner incl. design element already integrated and can be used on all standard aluminum, plastic, or timber doors.</p> <p>Technical data: Material: stainless steel (V4A) Surface: brushed Mounting set for fastening to aluminum, plastic, or timber doors incl. separable ekey dLine fingerprint scanner control unit cable (3.5 m) Cable outlet on the bottom bracket</p>	


3 ekey dLine control unit



Part no.	Description
201201	ekey dLine control unit
<p>With its relay, the ekey dLine control unit controls a motorized lock to open front, basement, or side entrance doors. In addition, it has an input for external opening, e.g. via door stations.</p> <p>Technical data: Dimensions H x W x D: 117 x 16 x 33 mm Supply voltage: 12–24 VDC Power consumption: approx. 0.6 W Temperature resistance from -25 °C to +70 °C IP code: IP30 Number of relays: 1 (dry contact/wet contact) Digital input: 1 (dry contact)</p>	

Accessories

Part no.	Description
201215	ekey dLine control unit mounting plate round-cut 16 mm
201211	ekey dLine control unit mounting plate round-cut 20 mm
201212	ekey dLine control unit mounting plate round-cut 24 mm
201216	ekey dLine control unit mounting plate square-cut 16 mm
201213	ekey dLine control unit mounting plate square-cut 20 mm
201214	ekey dLine control unit mounting plate square-cut 24 mm
The mounting plate is used to fasten the control unit in the door leaf.	
Technical data: Length: 180 mm Depth: 2.7 mm Color: black Material: ABS plastic	




ekey dLine

Optional components

4 ekey dLine control unit-motorized lock cable

Part no.	Description
201341	ekey dLine control unit-motorized lock cable 0.3 m
201342	ekey dLine control unit-motorized lock cable 3.5 m
This cable connects the ekey dLine control unit with the motorized lock.	



Lock-specific cables

Part no.	Description
201354	ekey dLine control unit-motorized lock cable Glutz 3.5 m
201362	ekey dLine control unit-motorized lock cable GU-SECURY Automatic 3.5 m
201358	ekey dLine control unit-motorized lock cable ISEO x1R Smart 3.5 m
201352	ekey dLine control unit-motorized lock cable MACO 3.5 m
201356	ekey dLine control unit-motorized lock cable MSL 3.5 m
201360	ekey dLine control unit-motorized lock cable Winkhaus blueMatic EAV 3.5 m
201359	ekey dLine control unit-motorized lock cable Winkhaus blueMotion 0.5 m



Note

The ekey dLine cable transfer is ready to plug in and therefore easy to install.


5 ekey dLine cable transfer

Part no.	Description
201401	ekey dLine cable transfer
	The control unit is supplied with power and data via the cable transfer.
	Technical data: Dimensions H x W x D: 511 x 24 x 17.5 mm Material/surface: steel/chrome Housing: on the door leaf side - Max. opening angle: 180° Type of cable: LiYY, 0.34 mm ² - Number of cores: 8 Cable length: 2.5 m on the frame side with an open end 0.6 m on the door leaf side with a plug for connecting to the control unit



Accessories

Part no.	Description
201411	ekey dLine cable transfer built-in fitting set, timber
201412	ekey dLine cable transfer replacement cable 10 m
	The standard ekey dLine cable transfer has a 2.5 m long data and power connection cable on the frame side. If this is too short, it can be exchanged for the 10-meter replacement cable.
201413	ekey dLine control unit cable transfer cable extension 1.0 m
	Extension cable from the ekey dLine cable transfer to the ekey dLine control unit.



6 ekey dLine control unit-cable transfer cable

Part no.	Description
201331	ekey dLine control unit-cable transfer cable 0.5 m
201334	ekey dLine control unit-cable transfer cable 1.2 m
201332	ekey dLine control unit-cable transfer cable 3.0 m
201333	ekey dLine control unit-cable transfer cable 8.0 m
201337	ekey dLine control unit-cable transfer cable GU connect 50 0.6 m
201338	ekey dLine control unit-cable transfer cable GU connect 200 0.6 m
	The plug-in data and power supply cable connects the control unit with the cable transfer from various providers.

7 Power supplies & UPS

Power supplies

Part no.	Description
100205	ekey power supply DRM 230 VAC/12 VDC/2 A
100891	ekey power supply DRM 230 VAC/24 VDC/2 A
100204	ekey power supply outlet-mounted 230 VAC/12 VDC/2 A
101742	ekey power supply outlet-mounted 230 VAC/24 VDC/1.1 A



Note

Select the power supply based on the properties of the motorized lock.

Uninterruptible power supply (UPS)

Part no.	Description
101559	UPS rail-mounted 230 VAC/12 VDC/5 A + rechargeable battery 4 Ah; 6HP + 9HP 2 parts: UPS (switched-mode power supply) and rechargeable battery Output voltage/current: 12 VDC/ 5 A
101593	UPS rail-mounted 230 VAC/24 VDC/3 A + rechargeable battery 4 Ah; 6HP + 9HP + 9HP 3 parts: UPS (switched-mode power supply) and 2x rechargeable battery Output voltage/current: 24 VDC/ 3 A The uninterruptible power supply secures the power supply of the ekey devices in the event of a power failure. The UPS replaces the power supply. Suitable for use in conjunction with a motorized lock. Technical data: Dimensions H x W x D: UPS: 94 x 108 x 95 mm (6HP) Rechargeable battery: 93 x 157 x 66.5 mm (9HP) Supply voltage: 100-240 VAC Temperature resistance from -10 °C to +40 °C



Conversion solutions for the integra finger scanner in the door leaf

ekey offers the following conversion sets for upgrading the integra 1.0 and 2.0 finger scanners to the ekey dLine fingerprint scanner – depending on which control panel the existing system is based on:



integra control panel



micro control panel

integra finger scanner 1.0¹ or 2.0 with an integra control panel



Part no.	Description
291021	ekey dLine fingerprint scanner adapter set FS IN/CP IN
	Scope of delivery: ekey dLine fingerprint scanner incl. ekey dLine fingerprint scanner adapter integra ekey dLine design element for adapter ekey dLine control unit ekey dLine fingerprint scanner-control unit adapter cable ekey dLine control unit adapter cable

A suitable mounting plate is also required:



Part no.	Description
101905	ekey mounting plate round-cut 20 x 272 mm
101906	ekey mounting plate round-cut 24 x 272 mm
101907	ekey mounting plate square-cut 20 x 272 mm
101908	ekey mounting plate square-cut 24 x 272 mm

integra finger scanner 1.0¹ or 2.0 with a micro control panel



Part no.	Description
291022	ekey dLine fingerprint scanner adapter set FS IN/CP micro
	Scope of delivery: ekey dLine fingerprint scanner incl. ekey dLine fingerprint scanner adapter integra ekey dLine design element for adapter ekey dLine control unit ekey dLine fingerprint scanner-control unit adapter cable ekey dLine control unit adapter cable

Important

The conversion of the integra 1.0¹ or 2.0 finger scanner with the micro control panel should always be carried out by **qualified persons**.

¹Please request an additional **DC power supply** for the **integra 1.0 finger scanner** after consulting the ekey support team.

Documents

You can download all technical documents for installing the ekey dLine in the door leaf or door handle by scanning the QR codes or by clicking on the links.



Wiring diagrams

www.ekey.net/en/download-center/?anwendung=ekey-dline-en



Mounting instructions

www.ekey.net/en/download-center/?anwendung=ekey-dline-en



Customer trainings

www.ekey.net/en/ekey-academy/ekey-academy-for-the-fittings-industry



FAQs about the ekey bionyx system

www.ekey.net/en/faq-about-the-ekey-bionyx-system



Data sheets

www.ekey.net/en/data-sheets



Note on activation

www.ekey.net/Information_sheet_Note_on_activation.pdf



Instructions for fitters or electricians

www.ekey.net/Information_sheet_Instructions_for_fitters_or_electricians.pdf



Information sheet for converting an integra finger scanner


www.ekey.net/Information_sheet_Converting_integra_dLine.pdf



ekey bionyx app

www.ekey.net/en/discover-the-ekey-bionyx-app





All smart home apps are independent products and have no legal connection to the third-party manufacturers mentioned. Neither ekey biometric systems nor app developers are in possession of the above-mentioned trademarks. Further information can be found at www.ekey.net/en/solutions-for-connection-to-smart-home-systems

Ordering overview

APPMODULE with ekey bionyx connect

1 APPMODULE KNX

With the APPMODULE KNX, the smart home begins when you get home. **The APPMODULE KNX with the smart home app ekey bionyx connect has a KNX/TP interface and connects the ekey world with IoT and KNX.** Smart home apps for controlling IFTTT®, SONOS®, Philips® Hue, Nuki®, KEBA® and many other components are available on the BAB APP MARKET and can be installed on the APPMODULE in any combination.



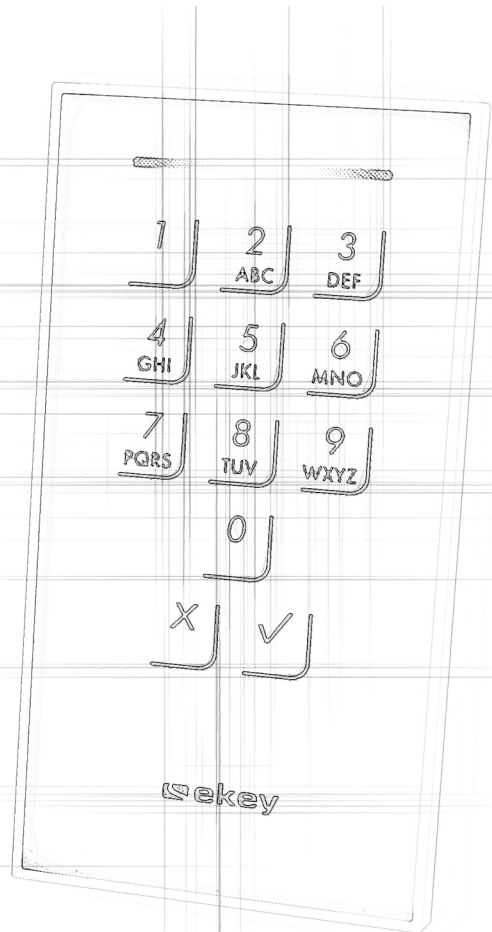
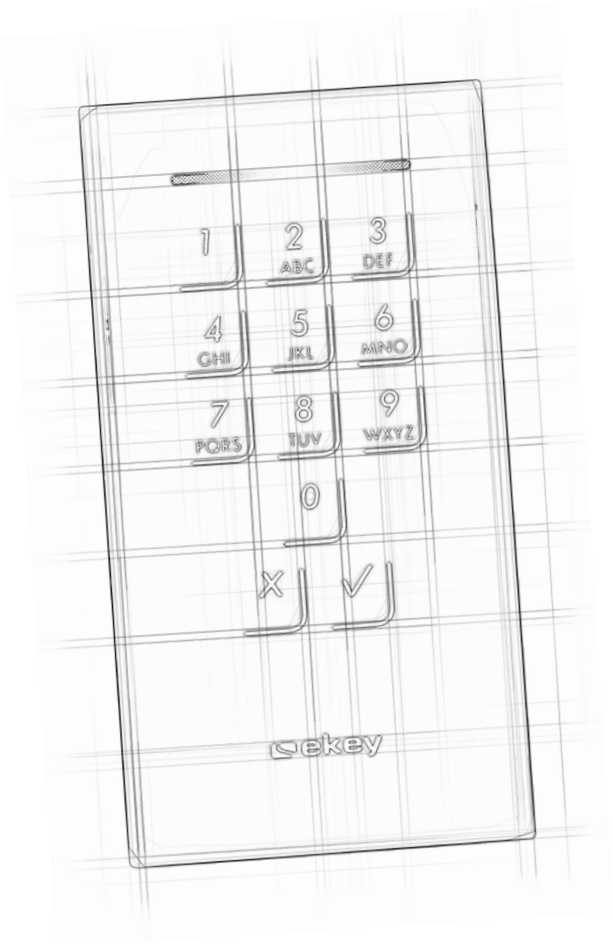
Part. no.	Description
270017	APPMODULE KNX with ekey bionyx connect
	Technical data: Supply voltage: 12-24 VDC Mounting: DIN rail, 4HP Communication: KNX twisted pair, LAN, USB 2.0 Pre-installed: ekey bionyx connect KNX: KNXnet/IP server (tunneling and routing protocol), KNX project file import Compatibility: ekey xLine, ekey sLine, ekey dLine

2 APPMODULE IP

With the APPMODULE IP, the smart home begins when you get home. **The APPMODULE IP with the smart home app ekey bionyx connect has a KNXnet/IP interface and connects the ekey world with IoT devices and KNX (via a KNXnet/IP router or EIBPORT).** Smart home apps for controlling IFTTT®, SONOS®, Philips® Hue, Nuki®, KEBA® and many other components are available on the BAB APP MARKET and can be installed on the APPMODULE in any combination.



Part. no.	Description
270018	APPMODULE IP with ekey bionyx connect
	Technical data: Supply voltage: 12-24 VDC Mounting: DIN rail, 4HP Communication: LAN, USB 2.0 Pre-installed: ekey bionyx connect KNX: KNXnet/IP server (tunneling and routing protocol), KNX project file import Compatibility: ekey xLine, ekey sLine, ekey dLine



The ekey keypad integra code pad

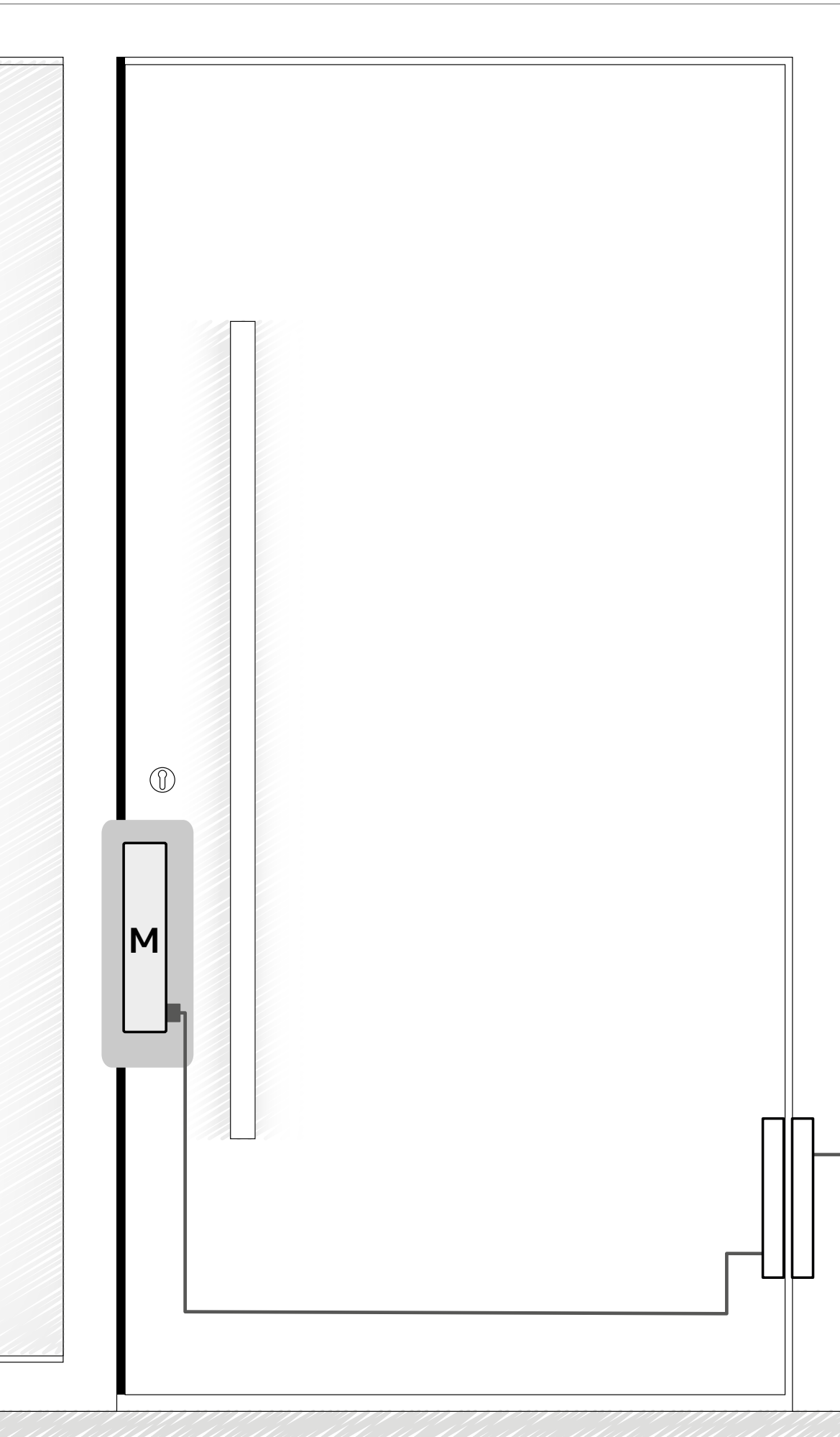
The ekey keypad integra code pad rounds off the ekey range. The backlit and easy-to-use capacitive keypad made of glass is available in anthracite, stainless-steel gray or white.

It blends elegantly into the door leaf or frame as well as into the stainless steel flush mount back box next to the door. With the ekey integra mounting frame, the keypad can also be easily surface-mounted. ekey has placed particular emphasis on design and the elegant processing of high-quality materials. On request, the mounting frame is also available with a stylish bell module.

If keys or cards are forgotten, misplaced or lost, up to 99 different four- to eight-digit number sequences can be programmed on the code pad. This means that every user in the building can be given their own access code and the code of a person who is no longer authorized can be deleted in a matter of seconds. The ekey keypad integra itself is equipped with intelligent software that communicates with the control panel in encrypted form.

Note

Please note that the ekey keypad integra code pad is an ekey Classic product that is not compatible with the ekey bionyx system.



The ekey keypad integra code pad

For flush-mounting and surface installation

The ekey keypad integra code pad consists of the following components:

- 1** Code pad
- 2** Control panel
- 3** ekey power supply

Optional component: Only required if no other power supply is used.

You will find all the system components in the ordering overview on the following pages.

Ordering overview

The code pad for flush-mounting and surface installation

1 Code pad



Part no.	Description
101809	ekey home keypad integra
	The ekey home keypad integra is a code pad with a capacitive keypad for the input of access codes.
	Technical data: Console: capacitive keypad Dimensions H x W x D: 97.1 x 51.7 x 21.4 mm Power consumption: approx. 1 W Supply voltage: 10–24 VDC Temperature range: -25°C to +70°C IP code: IP54 (with design element) Display: 3 multicolor LEDs Up to 99 different 4- to 8-digit codes can be programmed simultaneously Tamper-proof, data is retained after a power failure Optical and acoustic feedback Modern backlighting (configurable) Incl. connection cable 8 m No design element included in the scope of delivery

Accessories



Part no.	Description
101677	ekey design element keypad integra glass stainless-steel gray
101678	ekey design element keypad integra glass white
101679	ekey design element keypad integra glass anthracite
101680	ekey dismounting suction cup
	For removing the design element from the ekey keypad integra.

Accessories for flush-mounting installation



Part no.	Description
101302	ekey wall mounting set integra stainless steel
101147	ekey weather shield integra stainless steel
101300	ekey flush mount back box integra

Accessories for surface installation

Part no.	Description
101715	ekey mounting frame keypad integra glass white
101714	ekey mounting frame keypad integra glass anthracite
	The ekey mounting frame is an accessory part for the wall mounting of the keypad integra.
	Technical data: Dimensions H x W x D: 171 x 53.5 x 24 mm Material: stainless steel, glass



2 Control panel

Part no.	Description
101626	ekey home control panel mini, 1 relay
101770	ekey home control panel mini, 2 relays
	Technical data: Dimensions H x W x D: 60 x 25 x 42 mm (1HP) Supply voltage: 10–24 VDC 1 or 2 relay outputs (NO contact) 1 digital input for request-to-exit button (only control panel mini 1 relay) Reset button on the control panel



3 Power supplies & UPS

Power supplies

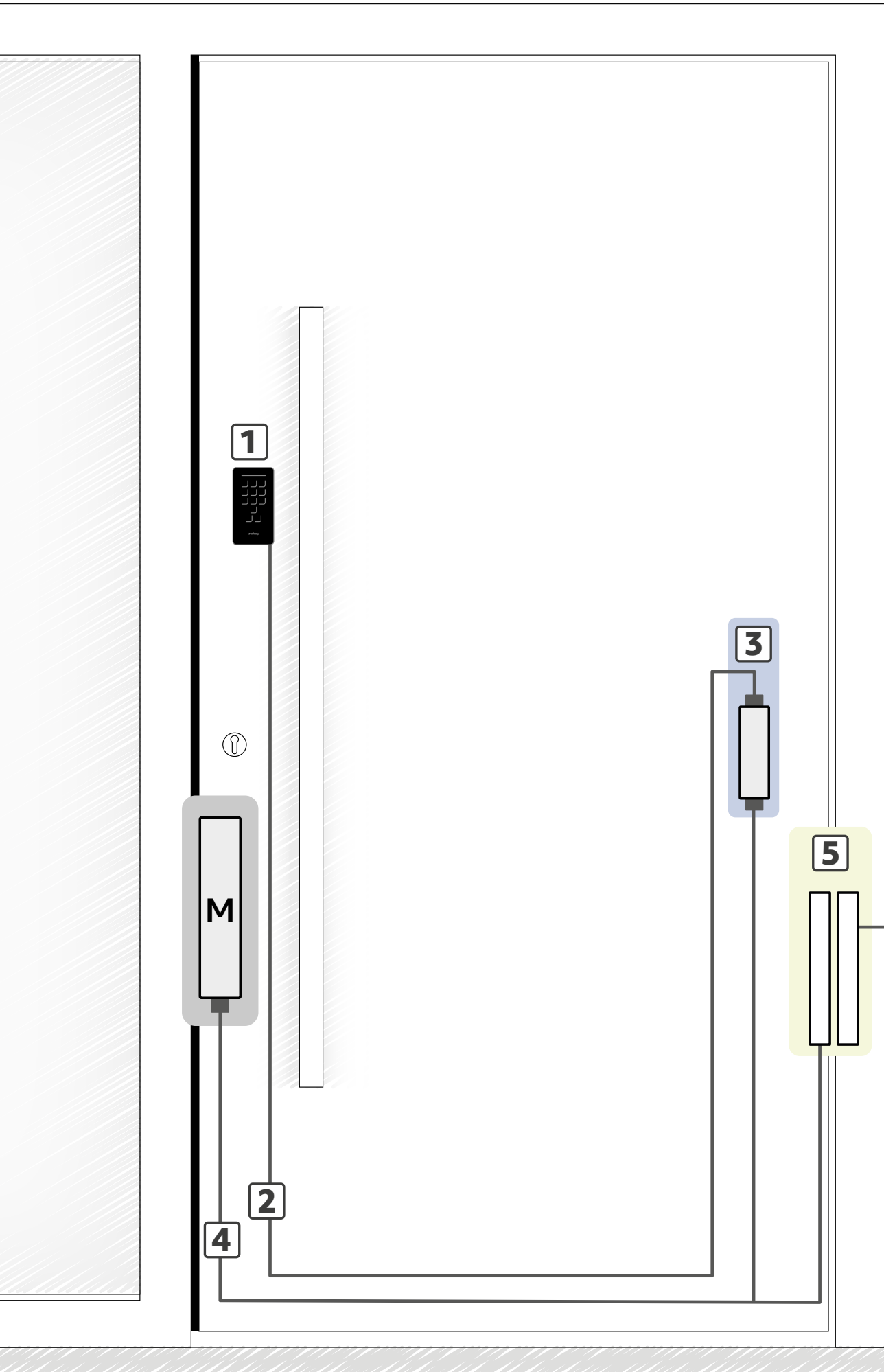
Part no.	Description
100205	ekey power supply DRM 230 VAC/12 VDC/2 A
100891	ekey power supply DRM 230 VAC/24 VDC/2 A
100204	ekey power supply outlet-mounted 230 VAC/12 VDC/2 A
101742	ekey power supply outlet-mounted 230 VAC/24 VDC/1.1 A



Uninterruptible power supply (UPS)

Part no.	Description
101559	UPS rail-mounted 230 VAC/12 VDC/5 A + rechargeable battery 4 Ah; 6HP + 9HP
	2 parts: UPS (switched-mode power supply) and rechargeable battery Output voltage/current: 12 VDC/ 5 A
101593	UPS rail-mounted 230 VAC/24 VDC/3 A + rechargeable battery 4 Ah; 6HP + 9HP + 9HP
	3 parts: UPS (switched-mode power supply) and 2x rechargeable battery Output voltage/current: 24 VDC/ 3 A
	The uninterruptible power supply secures the power supply of the ekey devices in the event of a power failure. The UPS replaces the power supply. Suitable for use in conjunction with a motorized lock.
	Technical data: Dimensions H x W x D: UPS: 94 x 108 x 95 mm (6HP) Rechargeable battery: 93 x 157 x 66.5 mm (9HP) Supply voltage: 100–240 VAC Temperature resistance from -10 °C to +40 °C





The ekey keypad integra code pad

For the door leaf

The ekey keypad integra code pad consists of the following components:

1 Code pad

2 A cable

3 Control panel

4 Adapter cable

5 ekey cable transfer

Optional component, perfectly adapted to the system: Only required if no other cable transfer is used.

6 ekey power supply

Optional component: Only required if no other power supply is used.

You will find all the system components in the ordering overview on the following pages.

Ordering overview

The code pad for the door leaf

1 Code pad



Part no.	Description
101485	ekey home keypad integra
	The ekey home keypad integra is a code pad with a capacitive keypad for the input of access codes.
	Technical data: Console: capacitive keypad Dimensions H x W x D: 97.1 x 51.7 x 21.4 mm Power consumption: approx. 1 W Supply voltage: 10–24 VDC Temperature range: -25 °C to 70 °C IP code: IP54 (with design element) Display: 3 multicolor LEDs Up to 99 different 4- to 8-digit codes can be programmed simultaneously Tamper-proof, data is retained after a power failure Optical and acoustic feedback Modern backlighting (configurable) No design element included in the scope of delivery

Accessories



Part no.	Description
101677	ekey design element keypad integra glass stainless-steel gray
101678	ekey design element keypad integra glass white
101679	ekey design element keypad integra glass anthracite
101680	ekey dismantling suction cup
	For removing the design element from the ekey keypad integra.

2 A cable



Part no.	Description
101564	ekey cable A 1.2 m/4 x 0.14 mm ² , RJ-45/CP35
100505	ekey cable A 2.0 m/4 x 0.14 mm ² , RJ-45/CP35
100560	ekey cable A 2.5 m/4 x 0.14 mm ² , RJ-45/CP35
100561	ekey cable A 3.0 m/4 x 0.14 mm ² , RJ-45/CP35
100556	ekey cable A 3.5 m/4 x 0.14 mm ² , RJ-45/CP35
100507	ekey cable A 4.0 m/4 x 0.14 mm ² , RJ-45/CP35
	The plug-in data and power supply cable connects the code pad integra to the control panel.

3 Control panel

Part no.	Description
101919	ekey home control panel micro, 1 relay
101644	ekey home control panel micro, 1 relay, without housing
	Technical data: Dimensions H x W x D: 75 x 18 x 26 mm Supply voltage: 10–24 VDC 1 relay output (NO contact) 1 digital input for request-to-exit button Reset button on the control panel (Important: depending on the installation variant, the motorized lock or the cable transfer must be removed.) Plug-in connectors (CP35)



Accessories

Part no.	Description
101881	ekey mounting plate control panel micro round-cut 20 mm
101882	ekey mounting plate control panel micro round-cut 24 mm
101883	ekey mounting plate control panel micro square-cut 20 mm
101884	ekey mounting plate control panel micro square-cut 24 mm
	Technical data: Dimensions H x W x D: 200 x 20 (24) x 2.7 mm ABS plastic, unilaterally grained, black



4 Adapter cable on the cable adapter side

Part no.	Description
101648	ekey adapter micro GU-SECURY Automatic
101649	ekey adapter micro KFV Genius A, Roto Eneo A, FUHR multi-/autotronic
101650	ekey adapter micro Winkhaus blueMatic EAV
101651	ekey adapter micro KFV Genius B
101759	ekey adapter micro MACO Z-TA Comfort
101998	ekey adapter micro Glutz MINT
101999	ekey adapter micro MSL mFlipLock e-drive
102086	ekey adapter micro ISEO x1R Easy
	Motorized locks from common providers can be connected to the ekey home control panel micro and the ekey cable transfer quickly and easily with these adapter cables.



Cable-transfer-specific

Part no.	Description
101923	ekey cable set micro GU-SECURY Automatic effeff cable transfer
101924	ekey cable set micro KFV Genius A effeff cable transfer
101944	ekey adapter micro Winkhaus blueMatic EAV Winkhaus cable transfer
101983	ekey adapter micro GU-SECURY Automatic and GU-SECUREconnect 50

5 Cable transfer

8-core cable transfer



Part no.	Description
100880	ekey cable transfer housing 48 cm/8-core on the door leaf side Technical data: Dimensions H x W x D: 511 x 24 x 17.5 mm Housing: on the door leaf side Max. opening angle: 180°
100883	ekey cable transfer without housing/8-core Technical data: Max. opening angle: 180°
100885	ekey cable transfer housing 30 cm/8-core on the door leaf side Material/surface: steel/chrome Type of cable: LiYY, 0.34 mm ² - Number of cores: 8 Cable length: 2.5 m on the frame side with an open end 0.8 m on the door leaf side with a plug for connecting to the control panel Technical data: Dimensions H x W x D: 24 x 333 x 17.5 mm Housing: on the door leaf side Max. opening angle: 100°



Accessories

Part no.	Description
201411	ekey dLine cable transfer built-in fitting set, timber
201412	ekey dLine cable transfer replacement cable 10 m The standard ekey dLine cable transfer has a 2.5 m long data and power connection cable on the frame side. If this is too short, it can be exchanged for the 10-meter replacement cable.

6-core cable transfer



Part no.	Description
101910	ekey cable transfer housing 18 cm/6-core on the door leaf side Technical data: Dimensions H x W x D: 230 x 20 x 26.5 mm Housing: on the door leaf side - Max. opening angle: 180°
101561	ekey cable transfer without housing/6-core Material/surface: steel/chrome Type of cable: LiF9Y11Y, 0.34 mm ² - Number of cores: 6 Cable length: 2.0 m on the frame side with an open end 1.0 m on the door leaf side with a plug for connecting to the control panel Technical data: Max. opening angle: 180°

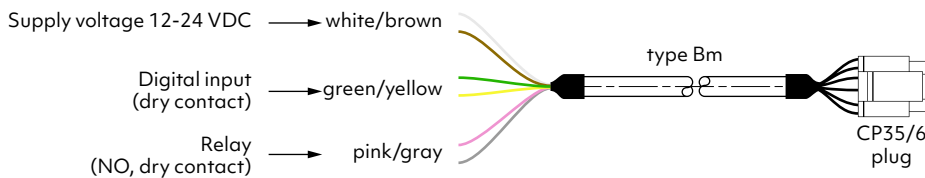
Accessories

Part no.	Description
101586	ekey mounting plate cable transfer round-cut 16 mm, for timber door
101587	ekey mounting plate cable transfer square-cut 16 mm, for plastic or aluminum door
	Technical data: Dimensions H x W x D: 126 x 16 x 3 mm



Bm cable

Part no.	Description
101639	ekey cable Bm 0.3 m/6 x 0.34 mm ² , CP35/wire end sleeves
101640	ekey cable Bm 1.0 m/6 x 0.34 mm ² , CP35/wire end sleeves
101641	ekey cable Bm 2.0 m/6 x 0.34 mm ² , CP35/wire end sleeves
101642	ekey cable Bm 3.5 m/6 x 0.34 mm ² , CP35/wire end sleeves
101643	ekey cable Bm 0.3 m/6 x 0.34 mm ² , CP35/CP35
	Only used with the ekey cable transfers for electrical locking systems which are activated outside the door leaf (e.g. electric strike).



Optional component

Only required if no adapter cable or ekey cable transfer is used.


Bm cable – lock-specific

Part no.	Description
101740	ekey cable Bm 0.3 m/4 x 0.25 mm ² , CP35/PAP WH For ekey home control panel micro, Winkhaus motorized lock blueMotion/blueMatic, and Winkhaus cable transfer
101816	ekey cable Bm 0.2 m/4 x 0.25 mm ² , CP35/PAP MACO For ekey home control panel micro and MACO Z-TA Comfort motorized lock, on the lock side
101987	ekey cable Bm 0.3 m/4 x 0.34 mm ² , CP35/wire end sleeves For ekey home control panel micro and e.g. motorized lock KfV Genius A or FUHR multitronic/autotronic, on the lock side
102090	ekey special cable 0.10 m/3 x 0.34 mm ² , PAP/CP35 Special cable for adapter cable micro Winkhaus and Winkhaus tappet contact



6 Power supplies & UPS

Power supplies



Note

Select the power supply depending on the characteristics of the motorized lock.

Part no.	Description
100205	ekey power supply DRM 230 VAC/12 VDC/2 A
100891	ekey power supply DRM 230 VAC/24 VDC/2 A
100204	ekey power supply outlet-mounted 230 VAC/12 VDC/2 A
101742	ekey power supply outlet-mounted 230 VAC/24 VDC/1.1 A

Uninterruptible power supply (UPS)



Part no.	Description
101559	UPS rail-mounted 230 VAC/12 VDC/5 A + rechargeable battery 4 Ah; 6HP + 9HP
	2 parts: UPS (switched-mode power supply) and rechargeable battery Output voltage/current: 12 VDC/ 5 A
101593	UPS rail-mounted 230 VAC/24 VDC/3 A + rechargeable battery 4 Ah; 6HP + 9HP + 9HP
	3 parts: UPS (switched-mode power supply) and 2x rechargeable battery Output voltage/current: 24 VDC/ 3 A
	The uninterruptible power supply secures the power supply of the ekey devices in the event of a power failure. The UPS replaces the power supply. Suitable for use in conjunction with a motorized lock.
	Technical data: Dimensions H x W x D: UPS: 94 x 108 x 95 mm (6HP) Rechargeable battery: 93 x 157 x 66.5 mm (9HP) Supply voltage: 100–240 VAC Temperature resistance from -10 °C to +40 °C

Documents

You can download all technical documents for installing the ekey keypad integra code pad by scanning the QR codes or by clicking on the links.



ekey keypad integra code pad

www.ekey.net/en/code-pad-ekey-keypad-integra



Mounting instructions

www.ekey.net/en/download-center/?anwendung=ekey-keypad-en



Wiring diagrams

www.ekey.net/en/download-center/?anwendung=ekey-keypad-en



Operating instructions

www.ekey.net/en/download-center/?anwendung=ekey-keypad-en



Data sheets

www.ekey.net/en/data-sheets





Austria (headquarters)

ekey biometric systems GmbH
Lunzerstraße 89
A-4030 Linz
T: +43 732 890 500 – 0
E: office@ekey.net

Adriatic East region

ekey biometric systems d.o.o.
Vodovodna cesta 99
SI-1000 Ljubljana
T: +386 1 530 94 89
E: info@ekey.si

Germany

ekey biometric systems
Deutschland GmbH
Industriestraße 10
D-61118 Bad Vilbel
T: +49 6187 906 96 – 0
E: office@ekey.net

Italy

ekey biometric systems Srl.
Via Perathoner 31
I-39100 Bolzano
T: +39 0471 922 712
E: italia@ekey.net

Switzerland & Liechtenstein

ekey biometric systems Schweiz AG
Schaanerstrasse 13
FL-9490 Vaduz
T: +41 71 560 54 80
E: office@ekey.ch

