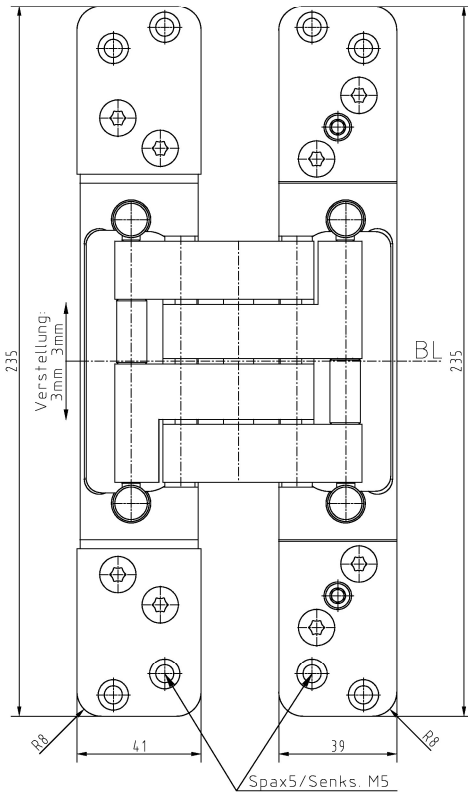
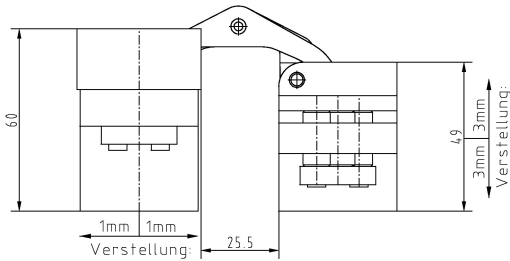


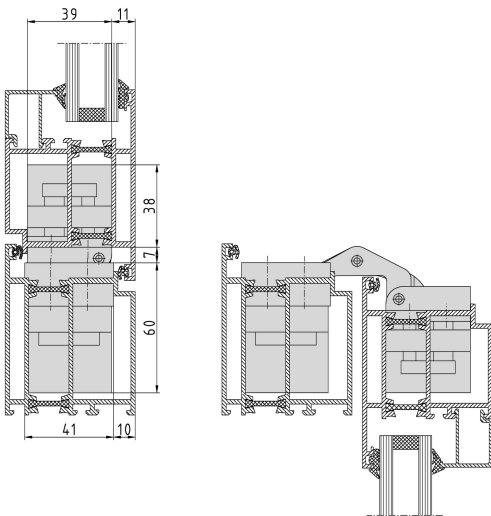
**PIVOTA® FX1 150 3-D "AL"**



**Additional Information**

- Standard load: Maximum door weight 160 kg (per pair)
- Application: Concealed hinge for aluminium profile doors, hinge leaves are mortised into frame and door; 3-dimensional adjustability, maintenance-free bearings
- Accessories: Fixing elements for aluminium profiles, individually adopted

**Section Drawing**



Item	Finish	PU
039142	satin nickel platec	1