

ABLOY® DC240

Rack & pinion door closer for professional use



Product description

DC240 door closer can be used with height-adjustable sliding rail or standard arm. Suitable for external and internal doors.

Overview of Advantages

- CE certified with sliding arm and standard arm
- Adjustable closing force size EN 1-4 (DC240DA: EN 2-4) with sliding arm according EN 1154
- Adjustable closing force size EN 2-6 with standard arm according EN 1154
- Back check (BC) as a standard feature
- Delayed action (DA) as an option
- Operating temperature range: -35°C...+45°C
- Adjustable latching and back check starting angle by grooved spindle
- Easy adjustment of arm height (14 mm)
- Two pressure relief valves to protect against overload
- Maximum door weight 120 kg and door width 1400 mm with standard arm installation
- Maximum door weight 80 kg and door width 1100 mm with sliding arm installation
- Easy to install

Sliding arm DC195

- With protective cover
- Concealed fastening screws
- 2 mm height adjustment

Standard arm DC190


- Opening angle up to 180°
- Detachable joint

Standard arm DC199

- Can be used with fire doors
- Locked joint

Hold-open standard arm DC191

- Hold-open angle adjustable up to 120°
- Hold-open mode can be enabled and disabled as required
- Cannot be used with fire and smoke protection doors



Technical data

DC240 variable adjustable closing force	EN 2-6 (Standard arm) EN 1-4 (Sliding rail)
DC240DA variable adjustable closing force	EN 2-4 (Sliding rail)
Door width up to (standard arm / sliding rail)	1400mm / 1100mm
Fire and smoke protection	Yes
Door swing directions	Left/right handed
Mounting method (standard arm)	Standard installation, hinge side and frame installation, non-hinge side
Mounting method (sliding rail)	Standard and frame installation, hinge side and frame installation, non-hinge side.
Closing speed	Variable between 180°- 15°
Latching speed	Variable between 15°-0°
Backcheck	Variable above 75°
Delayed action	Variable between 180°-70°
Opening angle, hinge side (standard arm and sliding rail)	ca. 180°
Opening angle, non-hinge side (standard arm)	120°-180°
Opening angle, non-hinge side (sliding rail)	ca. 120°
Door closer weight	2.1kg
Certificate number (DC240)	0432-CPR-00008-03
Certificate number (DC240DA)	1121-CPR-AD5240
CE marking for building products	Yes
Basic colours (door closer, arm)	White (RAL 9016), Silver (EV1), Painted brass, Brown (RAL 8014), Black (RAL 9005), Customised finish
Metal covers	Stainless steel

This content is protected by Intellectual Property Rights Laws. The title to the content shall not pass to you, and instead shall remain with Abloy Oy or a third party holding the title. Abloy develops continuously the products and solutions offered. Therefore, the information contained in the document is subject to change without notice. ABLOY PROVIDES THIS CONTENT ON AN "AS IS" BASIS WITHOUT ANY WARRANTIES OF ANY KIND, EXPRESS, IMPLIED, OR STATUTORY."

ABLOY® DC240

Rack & pinion door closer for professional use

Accessories

Hold-open device DC152



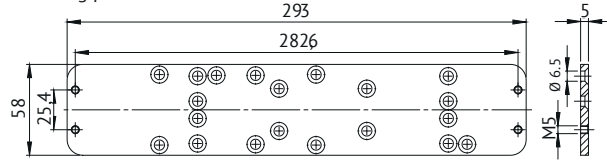
Opening damper DC153




Parallel arm bracket for DC190/DC191/DC199



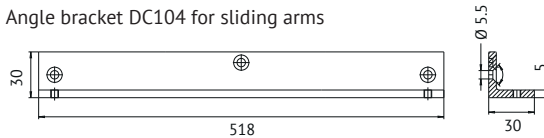
Mounting plate DC126



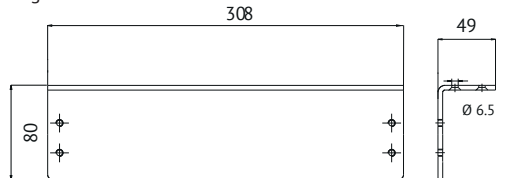
Mounting plate DC115 for sliding arms



Angle bracket DC104 for sliding arms

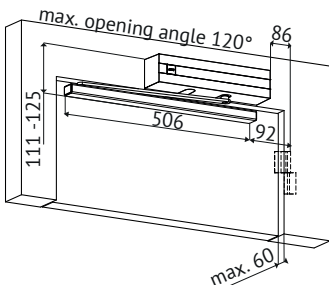
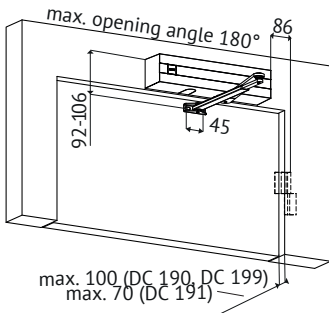


Angle bracket DC107

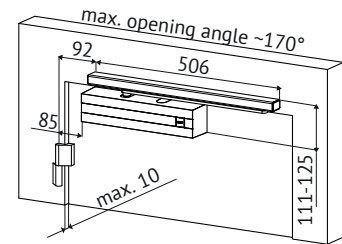
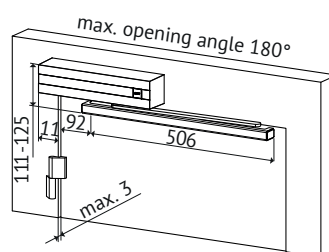
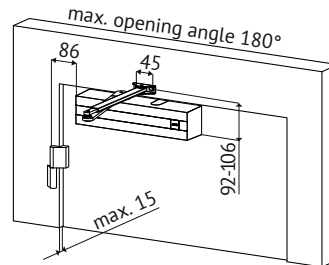


Installation

Closing side



Opening side



This content is protected by Intellectual Property Rights Laws. The title to the content shall not pass to you, and instead shall remain with Abloy Oy or a third party holding the title. Abloy develops continuously the products and solutions offered. Therefore, the information contained in the document is subject to change without notice. ABLOY PROVIDES THIS CONTENT ON AN "AS IS" BASIS WITHOUT ANY WARRANTIES OF ANY KIND, EXPRESS, IMPLIED, OR STATUTORY."